

203468-WS8100 V2 HUAWEI WiFi Mesh 3+ & HUAWEI WiFi Mesh 3 Product Description-(01,en,channel)

Issue 01
Date 2025-08-25



Huawei Device Co., Ltd.



HUAWEI

Copyright © Huawei 2025. All rights reserved.

No part of this document may be reproduced or transmitted in any form or by any means without prior written consent of Huawei Technologies Co., Ltd.

Trademarks and Permissions

All other trademarks and trade names mentioned in this document are the property of their respective holders.

Notice

The purchased products, services and features are stipulated by the contract made between Huawei and the customer. All or part of the products, services and features described in this document may not be within the purchase scope or the usage scope. Unless otherwise specified in the contract, all statements, information, and recommendations in this document are provided "AS IS" without warranties, guarantees or representations of any kind, either express or implied.


The information in this document is subject to change without notice. Every effort has been made in the preparation of this document to ensure accuracy of the contents, but all statements, information, and recommendations in this document do not constitute a warranty of any kind, express or implied.

Contents

1 Overview.....	1
1.1 Introduction	1
1.2 Button/Ports	2
1.3 Indicator	3
1.4 Network Architecture.....	4
2 Functions and Features	6
2.1 Automatically identifying Internet access mode	6
2.2 Multi-router network distribution	6
2.3 Connecting to your old router (through wired bridge or wireless repeater mode) to form a network	6
2.4 Ensuring privacy with multiple security mechanisms	7
2.5 Power-saving features	7
2.6 Parental control.....	7
2.7 Router management	7
2.8 Supporting VPN passthrough	7
2.9 WPS.....	7
2.10 Other supported features.....	8
3 Technical Specifications	9
3.1 Product Specifications	9
3.1.1 RAM and Flash Memory	9
3.1.2 Wi-Fi	9
3.2 Ports.....	10
3.3 Power Supply Specification	10
3.4 Physical Specifications	10
3.5 Accessories	10
3.6 Name Mapping	10
4 Abbreviations	11

1 Overview

1.1 Introduction



Dual-Band Wi-Fi 6 AX3000

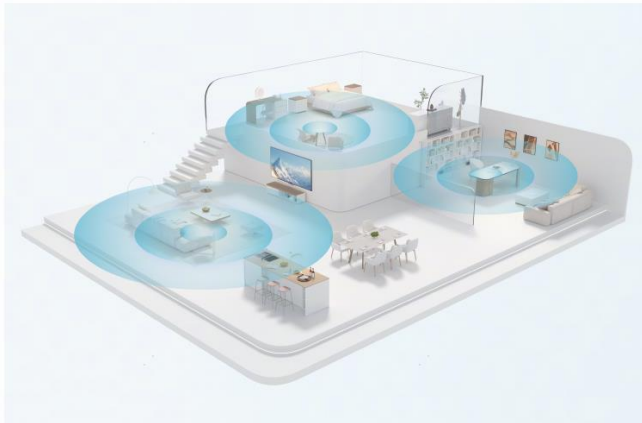
Enjoy blazing-fast internet on all your devices, with remarkably low latency and robust reliability.

Seamless Coverage up to 600 m² (3-Pack)

Set up multiple units for strong and stable Wi-Fi connectivity throughout any corner of your home.

Connects over 250 Devices(3-Pack)

Enjoy HD movies, tune into live streams, and play online games all at the same time.



HUAWEI AI Life APP
Easy management for your smart Wi-Fi.



Images are provided for reference only. The actual product may vary.

1.2 Button/Ports

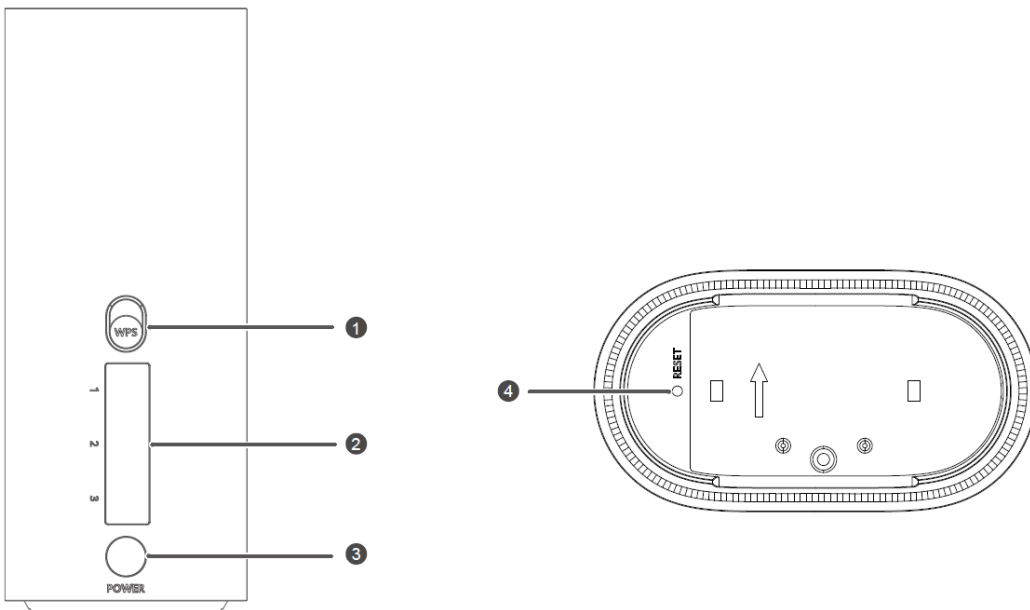


Table 1-1 Buttons and ports

No.	Button/Port	Description
1	WPS button	By pressing this button to enable WPS to connect a WPS device to the router.
2	WAN/LAN auto-adaptation port	Connects to the Internet (such as a broadband modem or an optical modem) and network devices such as a computer or TV box. Supports WAN/LAN auto-adaptation. Connect the drop network cable to any one of the ports to access the Internet.
3	Power port	Connect the power adapter to this port.

4	RESET hole	When the router is powered on, you can use a pointed object to press and hold the RESET hole for more than two seconds until the indicator turns off. The router should now be restored to factory settings.
---	------------	--

1.3 Indicator

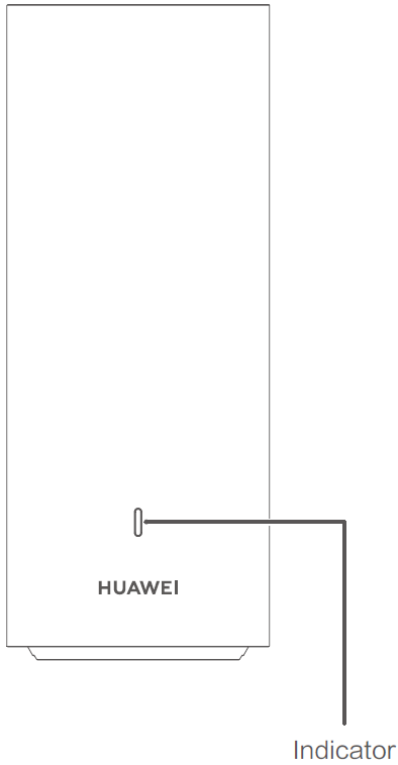


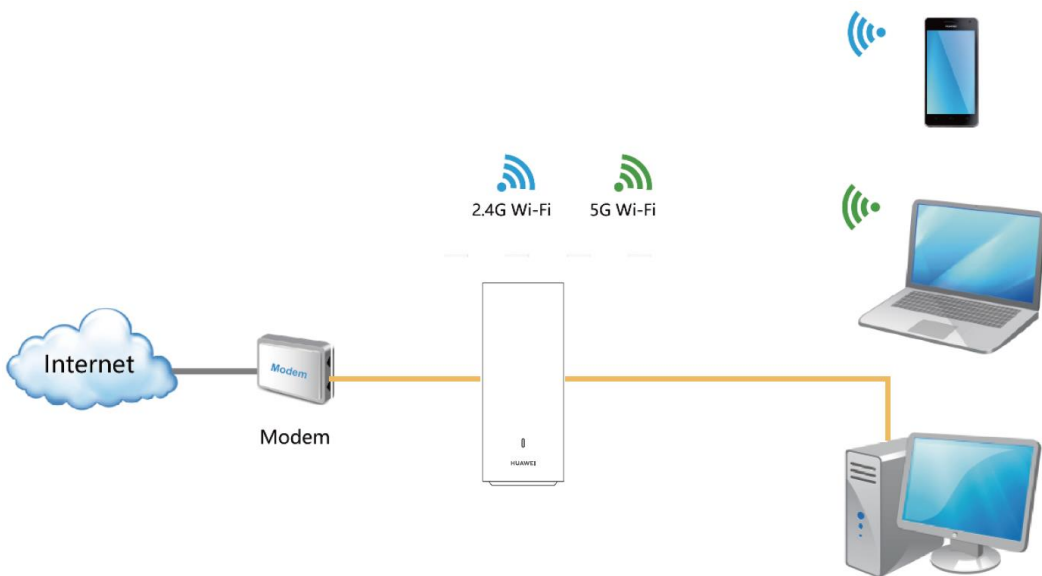
Table 1-2 Indicator

Router Status	Indicator Status	Description
Powering on	Steady red	The router is starting up.
Connecting to the Internet	Steady blue	The router is connected to the Internet.
	Steady red	The router is not connected to the Internet.
Connecting through HUAWEI WiFi Mesh 3+ / HUAWEI WiFi Mesh 3 or WPS	Slowly flashing	The router has discovered a device that supports HUAWEI WiFi Mesh 3+ / HUAWEI WiFi Mesh 3. For example, another HUAWEI router.
	Quickly flashing	The router is pairing with the device that supports HUAWEI WiFi Mesh 3+ / HUAWEI WiFi Mesh 3 or WPS.

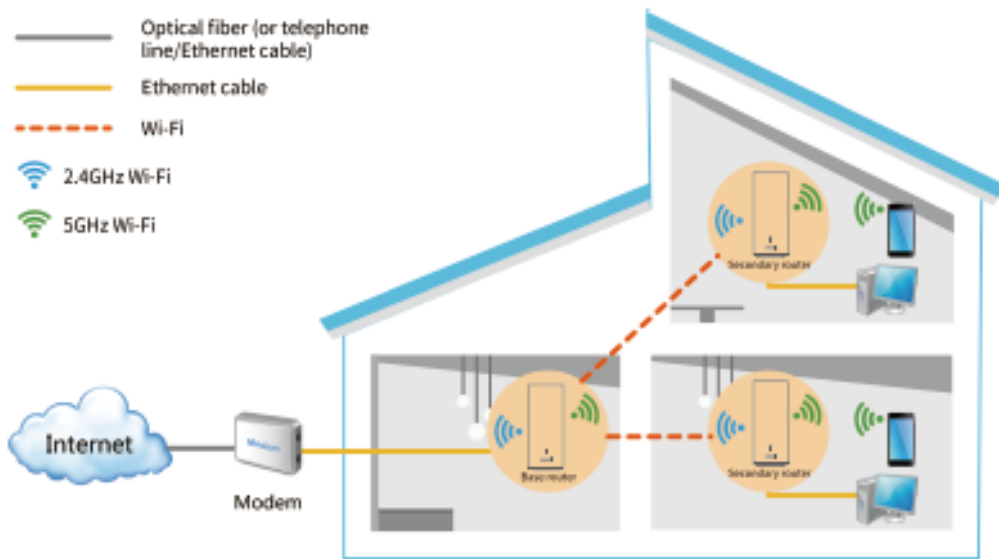
	Quickly flashing and turning to breathing blue or steady red	HUAWEI WiFi Mesh 3+ / HUAWEI WiFi Mesh 3 or WPS pairing is successful. Steady blue: the router is connected to the Internet. Steady red: the router is not connected to the Internet.
	Slowly flashing	HUAWEI WiFi Mesh 3+ / HUAWEI WiFi Mesh 3 or WPS pairing failed. The router rediscovered the device.
Upgrade in progress	Quickly flashing blue	The router is being updated.

1.4 Network Architecture

1-pack



3-pack



Images are provided for reference only. The actual product may vary.

NOTE

- Optical fiber (or telephone line/Ethernet cable)
- Ethernet cable
- 2.4 GHz Wi-Fi
- 5 GHz Wi-Fi

2 Functions and Features

2.1 Automatically identifying Internet access mode

The router can automatically identify your Internet access mode (PPPoE/DHCP). No manual operation is required.

PPPoE, DHCP, static IP, and bridge are the most commonly used Internet access modes and are all supported by HUAWEI WiFi Mesh 3+ / HUAWEI WiFi Mesh 3.

2.2 Multi-router network distribution

- Supports network expansion by connecting multiple HUAWEI WiFi Mesh 3+ / HUAWEI WiFi Mesh 3 routers using the WPS button.
- Supports network expansion by connecting multiple HUAWEI WiFi Mesh 3+ / HUAWEI WiFi Mesh 3 routers using Ethernet cables.
- Supports the auto-sync of your router's Wi-Fi configurations: If the Wi-Fi name, password, or router management password is changed on your primary router, the configuration will automatically sync to the others HUAWEI WiFi Mesh 3+ / HUAWEI WiFi Mesh 3 routers.
- If there are multiple routers in your home, your Wi-Fi device will be automatically switched to a better-signal router.

2.3 Connecting to your old router (through wired bridge or wireless repeater mode) to form a network

- You can use an Ethernet cable to cascade HUAWEI WiFi Mesh 3+ / HUAWEI WiFi Mesh 3 to an old router and form a network. In this case, HUAWEI WiFi Mesh 3+ / HUAWEI WiFi Mesh 3 works as the secondary router.
- HUAWEI WiFi Mesh 3+ / HUAWEI WiFi Mesh 3 can also connect to your old router's Wi-Fi as a wireless repeater. When it functions as a wireless repeater, it has the same Wi-Fi name and password as your old router. There will be only one Wi-Fi network in your home.

NOTE

If you have two HUAWEI routers that support HUAWEI WiFi Mesh 3+ / HUAWEI WiFi Mesh 3, using HUAWEI WiFi Mesh 3+ / HUAWEI WiFi Mesh 3 to connect the two routers will be more convenient.

2.4 Ensuring privacy with multiple security mechanisms

- HUAWEI WiFi Mesh 3+ / HUAWEI WiFi Mesh 3 controls Wi-Fi access and disconnects unwanted devices to prevent unauthorized access.
- It supports guest Wi-Fi. You can set up a dedicated Wi-Fi network for your guests. Guests have access to the guest Wi-Fi but cannot manage the router or access other devices on the home network. This allows you to protect the security and privacy of your home network.
- You can hide your Wi-Fi name to improve network security. If a Wi-Fi name is hidden, wireless devices (like PCs and mobile phones) cannot search for the Wi-Fi name. To connect a wireless device to a hidden Wi-Fi network, you must enter the correct Wi-Fi name.
- The built-in firewall can protect you from DoS/ARP attacks by scanning all data communication between the Internet and your home network.
- It supports DMZ feature that allows you to expose the DMZ host to the Internet, while other devices are protected by the firewall. For example, when setting up a server, you can set the computer connected to the external network as the DMZ host to allow it to provide Internet services while ensuring the security of other devices on your home network.

2.5 Power-saving features

- The router supports three different power modes: Max, Middle, and Low to cater to your different needs at different time of the day and in different environments.
- Wi-Fi timer allows you to disable Wi-Fi during specific time periods (such as after midnight or when you're at work) in order to reduce power consumption.

2.6 Parental control

The parental control feature allows you to set Internet access time limits and restrict access to certain websites to keep your family members (especially minors) protected.

2.7 Router management

You can access your router's web-based management page from your computer, mobile phone or tablet. Alternatively, you can download and install HUAWEI AI Life on your mobile phone or tablet for faster configuration.

2.8 Supporting VPN passthrough

Supports VPN pass through (requires VPN dialing from LAN device).

2.9 WPS

Supports the Wi-Fi device connect to the router network conveniently through the WPS function.

 **NOTE**

This feature is available on Wi-Fi devices that support WPS.

2.10 Other supported features

- NAT and NATP (RFC 1631, RFC 2663, RFC 2766, and RFC 3022)
- Supports access to the Ipv6 network.
- DHCP server and clients
- DNS proxy

Proxy for DNS queries from its connected devices to speed up DNS responses.

- Universal Plug and Play (UPnP)

Computers in the LAN can request the router to automatically switch the port. This allows computers connected to the Internet to access the resources on any LAN computers when needed, allowing you to enjoy a more stable network while playing computer games or using apps to download files.

3 Technical Specifications

3.1 Product Specifications

3.1.1 RAM and Flash Memory

- RAM: 128Mbytes
- Flash memory: 128Mbytes

3.1.2 Wi-Fi

- Supports 802.11b/g/n/ax (2.4 GHz, wireless rates up to 574 Mbps).
- Supports 802.11a/n/ac/ax (5 GHz, wireless rates up to 2402 Mbps).
- Supports simultaneous dual-band (11ax 2.4 GHz 574 Mbps and 11ax 5 GHz 2402 Mbps Wi-Fi, wireless rates up to 2976 Mbps).

The data rates shown are theoretical in nature. Actual data rates may vary depending on operating environment, wireless device, and other factors. Data rate comparisons (if any) are for the purpose of scientific explanation, and should be used for reference only.

- Adopts Huawei's unique 2.4 GHz and 5 GHz high performance antennas for better Wi-Fi coverage.
- Supports simultaneous Wi-Fi access on the 2.4 GHz and 5 GHz bands, and supports up to 128 devices on dual bands.
- Supports AES encryption.
- Supports WPA2-PSK, WPA/WPA2-PSK, WPA2-PSK/WPA3-SAE.
- Supports 5 GHz Wi-Fi prioritization. Your devices that support 802.11kv will automatically connect to the faster Wi-Fi.
- Supported 5 GHz channels: channels 36-64 and 100-140 in countries and areas using the CE standards, and channels 36-64, 100-140 and 149-165 in countries and areas using the FCC standards.
- Channel values vary with countries.

NOTE

Relationship between 5 GHz channels and frequency bands: Channels 36-48 correspond to band 1 (5.15-5.25 GHz). Channels 52-64 correspond to band 2 (5.25-5.35 GHz) DFS. Channels 100-140 corresponds to band 3 (5.47-5.6 & 5.65-5.725 GHz) DFS. Channels 149-165 correspond to band 4 (5.725-5.85 GHz).

3.2 Ports

10/100/1000 Mbit/s WAN/LAN auto-adaptation Ethernet port: 3

3.3 Power Supply Specification

- Power supply: 12V DC, 1 A
- Power consumption: < 12 W
- Input voltage: 100 - 240V AC
- Input voltage frequency: 50 - 60 Hz

3.4 Physical Specifications

- Dimensions (Height x Width x Depth): 110mm x 60mm x 150mm
- Package size (Height x Width x Depth):
The packaging of 1-pack version: 210mm x 162mm x 66 mm
- Weight:
The product without packaging: about 260g
The product(1-pack) with packaging: about 551g
- Operating temperature: 0 °C to 40 °C (32 °F to 104 °F)
- Storage temperature: -40 °C to +70 °C (-40 °F to +158 °F)
- Operating humidity: 5% to 95% RH (non-condensing)
- Storage humidity: 5% to 95%, non-condensing

3.5 Accessories

1-Pack

- Power adapter: 1
- Network cable: 1
- Quick Start Guide and Safety Information: 1
- Warranty Card: 1

3.6 Name Mapping

Product Model (Internal)	NVWA-AX30-31 / NVWA-AX30-32 / NVWA-AX30-33
Certified Model	WS8100 V2
Product Marketing Name	HUAWEI WiFi Mesh 3+

4 Abbreviations

Table 4-1 Abbreviations

Abbreviation	Formal Name
AC	Alternating current
AES	Advanced Encryption Standard
ARP	Address Resolution Protocol
CPU	Central processing unit
CHAP	Challenge Handshake Authentication Protocol
DC	Direct current
DDNS	Dynamic Domain Name Server
DDR	Double Data Rate
DHCP	Dynamic Host Configuration Protocol
DMZ	Demilitarized Zone
DNS	Domain Name System
DoS	Denial of Service
IP	Internet Protocol
LAN	Local Area Network
L2TP	Layer 2 Tunneling Protocol
MAC	Media Access Control
NAT	Network Address Translation
NAPT	Network Address and Port Translation
PAP	Password Authentication Protocol
PPPoE	Point to Point Protocol over Ethernet
PPTP	Point to Point Tunneling Protocol

Abbreviation	Formal Name
PSK	Pre-Shared key
QoS	Quality of Service
TKIP	Temporal Key Integrity Protocol
UPnP	Universal Plug and Play
VPN	Virtual Private Network
WAN	Wide Area Network
WPA	Wireless Fidelity Protected Access